

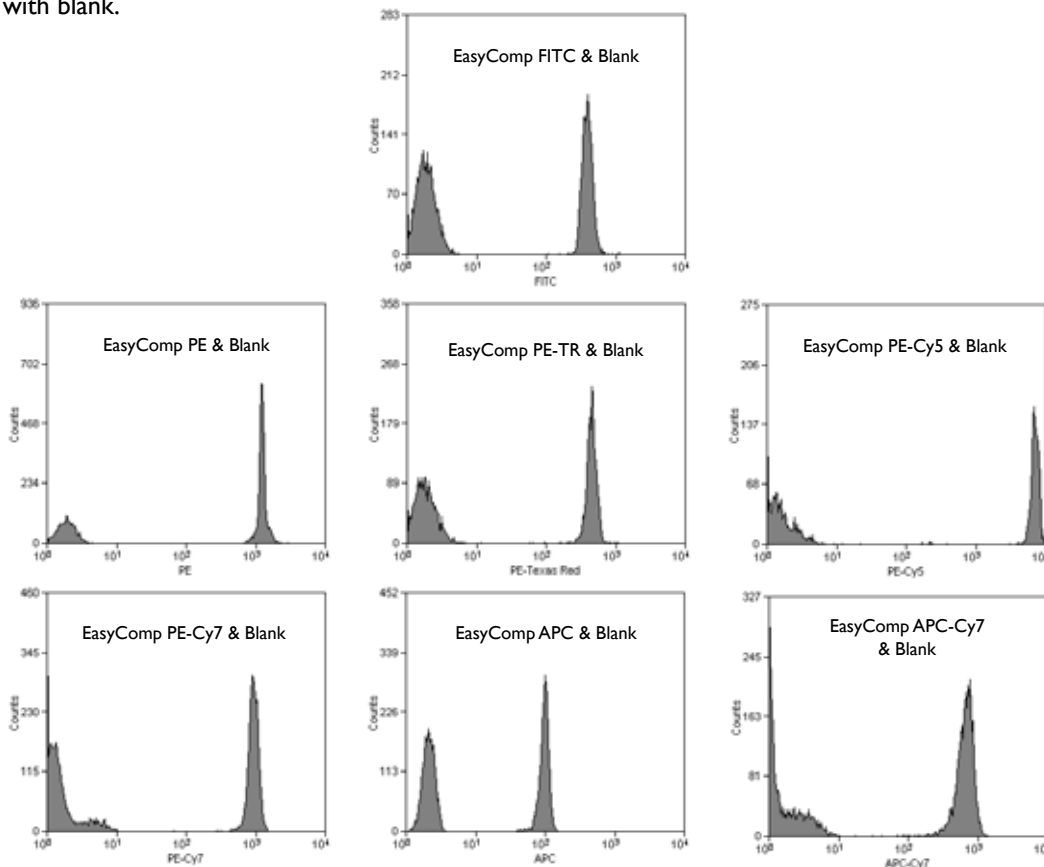
## SPHERO™ EasyComp Fluorescent Particles

- Prepared by labeling the surface of polystyrene particles with commonly used fluorophores
- Provide spectral matching particles for setting compensation in a wide variety of channels for any flow cytometer
- Supplied as individual products or as kits for different flow cytometer models.

The EasyComp Fluorescent Particles are prepared by surface labeling polystyrene particles with commonly used fluorophores. These particles are used for setting compensation in a wide variety of channels for any flow cytometer. The EasyComp Fluorescent Particles are supplied as individual products or as kits for use in different models of flow cytometers. For more information on Spherotech beads for flow cytometry compensation go to [www.Spherotech.com/pdetail.htm](http://www.Spherotech.com/pdetail.htm) and select [Flow Cytometry Compensation Particles](#).

Particle Type and Surface	Size, $\mu\text{m}$	Catalog No.	Unit
EasyComp Blank, $10^7/\text{mL}$	3.0-3.4	ECFP-B	5 mL
EasyComp FITC, $10^7/\text{mL}$	3.0-3.4	ECFP-F1	1 mL
EasyComp PE, $10^7/\text{mL}$	3.0-3.4	ECFP-F2	1 mL
EasyComp PE-TR, $10^7/\text{mL}$	3.0-3.4	ECFP-F3	1 mL
EasyComp PE-Cy5, $10^7/\text{mL}$	3.0-3.4	ECFP-F4	1 mL
EasyComp PE-Cy7, $10^7/\text{mL}$	3.0-3.4	ECFP-F5	1 mL
EasyComp APC, $10^7/\text{mL}$	3.0-3.4	ECFP-F6	1 mL
EasyComp APC-Cy7, $10^7/\text{mL}$	3.0-3.4	ECFP-F7	1 mL
EasyComp GFR, $10^7/\text{mL}$	3.0-3.4	ECFP-F9	1 mL
EasyComp Kit, (Blank, FITC, PE & PE-Cy5), 4 vials, $10^7/\text{mL}$	3.0-3.4	ECFP-K1	1x5 mL & 3x1 mL
EasyComp Kit, (Blank, FITC, PE, PE-Cy5 & APC), 5 vials, $10^7/\text{mL}$	3.0-3.4	ECFP-K2	1x5 mL & 4x1 mL
EasyComp Kit, (Blank, FITC, PE, PE-TR & PE-Cy5), 5 vials, $10^7/\text{mL}$	3.0-3.4	ECFP-K3	1x5 mL & 4x1 mL
EasyComp Kit, (Blank, FITC, PE, PE-TR, PE-Cy5, PE-Cy7, APC & APC-Cy7), 8 vials, $10^7/\text{mL}$	3.0-3.4	ECFP-K4	1x5 mL & 7x1 mL
EasyComp Fluorescent Particle Kit (Blank, FITC, PE, PE-TR, PE-Cy5, APC & APC-Cy7), 7 vials, $10^7/\text{mL}$	3.0-3.4	ECFP-K5	1x5 mL & 6x1 mL

**Figure 70** Histograms of the FITC, PE, PE-TR, PE-Cy5, PE-Cy7, APC, and APC-CY7 Easy Comp Compensation Particles with blank.

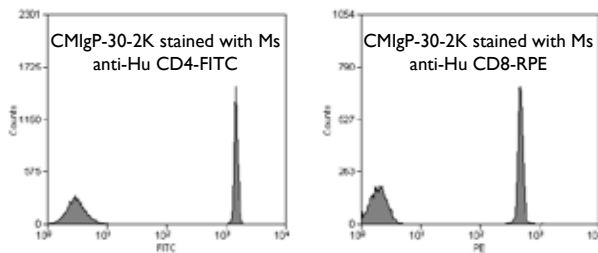


## SPHERO™ COMPtrol Particles

- Coated with Goat anti-Mouse Ig (H&L) to bind to fluorochrome-conjugated monoclonal antibodies used in cell staining
- Provides a method for the quality control of the fluorochrome-conjugated monoclonal antibodies
- Aids in setting proper compensation to reduce cross-talk between flow cytometer channels

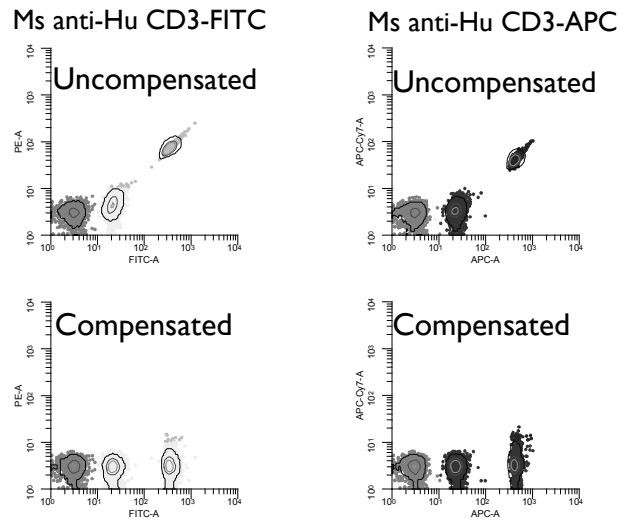
The COMPtrol Particles are coated with Goat anti-Mouse Ig (H&L). They bind to fluorochrome-conjugated monoclonal mouse antibodies used during cell staining. These particles provide a method for the quality control of these conjugates. They are also used to aid in setting proper compensation to reduce the cross-talk between the channels of multicolor flow cytometers.

**Figure 71** Histograms of the 3 micron COMPtrol Particles (Cat. No. CMIgP-30-2K) stained with mouse monoclonal fluorescent conjugate.



Particle Type and Surface	Size, $\mu\text{m}$	Catalog No.	Unit
COMPtrol Kit, Goat anti-Mouse Ig (H&L) Coated Particles, 2 populations (Negative & High), $1 \times 10^7/\text{mL}$	0.7-0.9	CMIgP-08-2K	2x5mL
COMPtrol Kit, Goat anti-Mouse Ig (H&L) Coated Particles, 2 populations (Negative & High), $1 \times 10^7/\text{mL}$	3.0-3.4	CMIgP-30-2K	2x5mL
COMPtrol Kit, Goat anti-Mouse Ig (H&L) Coated Particles, 3 populations (Negative, Low, & High), $2.5 \times 10^6/\text{mL}$	5.0-5.9	CMIgP-50-3K	3x5mL
COMPtrol Kit, Goat anti-Mouse Ig (H&L) Coated Particles, 3 populations (Negative, Low, & High), $2.5 \times 10^6/\text{mL}$	7.0-7.9	CMIgP-70-3K	3x5mL

**Figure 72** Histograms of the 5 micron COMPtrol Particles (Cat. No. CMIgP-50-3K) stained with mouse monoclonal fluorescent conjugate.



## SPHERO™ COMPtrol Microparticles

Put Yourself in COMPLETE CONTROL of your Fluorescent Conjugates

- Provides a consistent, accurate, and easy-to-use approach for setting flow cytometry compensation
- Used as a substitute for cells while setting compensation
- Consists of a bright uniform signal when stained with all isotypes of mouse, rat, or hamster immunoglobulin



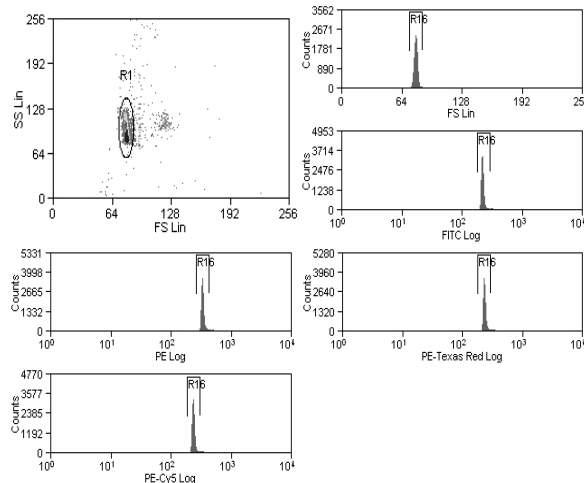
Let the Possibilities Flow

## SPHERO™ AccuCount Particles

- Contains particles with a known number of particles per mL
- Easy to use and cost effective
- Available in several sizes to accommodate the target cell size to be counted
- Provided as blank, fluorescent, Rainbow, or Ultra Rainbow particles that can be used in multiple fluorescent channels of flow cytometers.

The SPHERO™ AccuCount Particles are designed to be used as reference particles with known number of particles per mL for counting the absolute cell number by flow cytometry. The SPHERO™ AccuCount Particles are very easy to use and are cost effective. The AccuCount Fluorescent Particles are fluorescent in FITC, PE and PE-Cy5 channel. Both AccuCount Fluorescent and AccuCount Blank (nonfluorescent) Particles are available in various particle sizes to accommodate the size of the cells to be counted. In addition, Spherotech also manufactures the AccuCount Rainbow Fluorescent Particles and AccuCount Ultra Rainbow Fluorescent Particles for detection in more fluorescent channels.

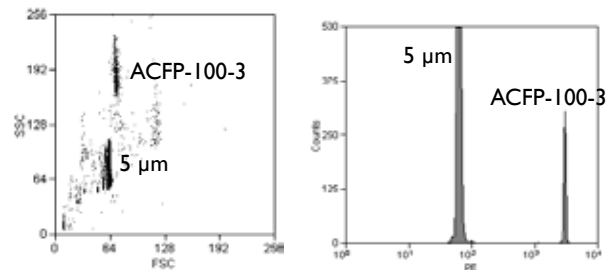
**Figure 73** Histograms of Cat. No. ACFP-100-3 (AccuCount Fluorescent Particles, 10<sup>6</sup>/mL, 10.2 μm, 3 mL) on a Stratified SI400.



To see more information on Spherotech Absolute Counting beads for flow cytometry go to: [www.Spherotech.com/tech.htm](http://www.Spherotech.com/tech.htm)

Particle Type and Surface	Size, μm	Catalog No.	Unit
AccuCount Blank, 10 <sup>6</sup> /mL	2.0-2.4	ACBP-20-10	10 mL
AccuCount Blank, 10 <sup>6</sup> /mL	3.0-3.9	ACBP-30-10	10 mL
AccuCount Blank, 10 <sup>6</sup> /mL	5.0-5.9	ACBP-50-10	10 mL
AccuCount Blank, 10 <sup>6</sup> /mL	7.0-7.9	ACBP-70-10	10 mL
AccuCount Blank, 10 <sup>6</sup> /mL	8.0-12.9	ACBP-100-10	10 mL
AccuCount Blank, 10 <sup>6</sup> /mL	13.0-17.9	ACBP-150-10	10 mL
AccuCount Fluorescent, 10 <sup>6</sup> /mL	5.0-5.9	ACFP-50-5	5 mL
AccuCount Fluorescent, 10 <sup>6</sup> /mL	7.0-7.9	ACFP-70-5	5 mL
AccuCount Fluorescent, 10 <sup>6</sup> /mL	7.0-7.9	ACFP-70-10	10 mL
AccuCount Fluorescent, 10 <sup>6</sup> /mL	8.0-12.9	ACFP-100-3	3 mL
AccuCount Rainbow Fluorescent, Low Intensity, 10 <sup>6</sup> /mL	8.0-12.9	ACRFL-100-3	3 mL
AccuCount Rainbow Fluorescent, 10 <sup>6</sup> /mL	8.0-12.9	ACRFP-100-3	3 mL
AccuCount Ultra Rainbow Fluorescent, 10 <sup>6</sup> /mL	5.0-5.9	ACURFP-50-10	10 mL
AccuCount Fluorescent Particle Kit. Contains 4 bottles: 0.5x10 <sup>6</sup> /mL, 1.0x10 <sup>6</sup> /mL, 0.5x10 <sup>7</sup> /mL, & 1.0x10 <sup>7</sup> /mL	5.0-5.9	ACFP-50-4K	4x1 mL

**Figure 74** Histograms of 5 micron fluorescent particles spiked with Cat. No. ACFP-100-3.



**Figure 75** Histograms of Cat. No. ACBP-100-3 (AccuCount Blank Particles, 10<sup>6</sup>/mL, 10.2 μm, 10 mL).

